



Riverside School

Staff Survey
Spring 2021



Report created by
Panorama Education



Summary

Topic Description	Results	Comparison
School Climate Perceptions of the overall social and learning climate of the school.	64%	62% Greenwich Public Schools
School safety	95%	79% Greenwich Public Schools

5 responses



School Climate

Your average

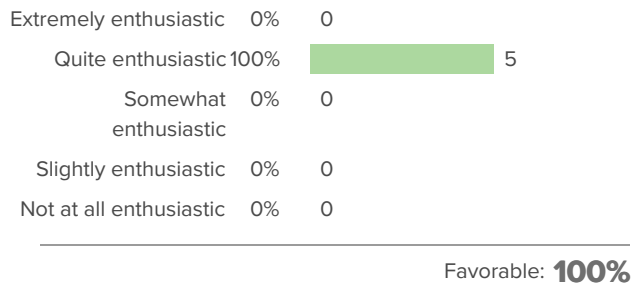
64%

5 responses

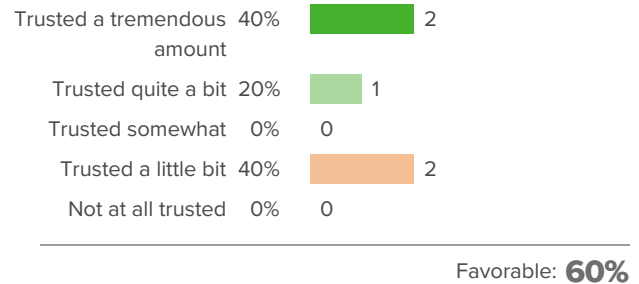
District average: **62%** Greenwich Public Schools

How did people respond?

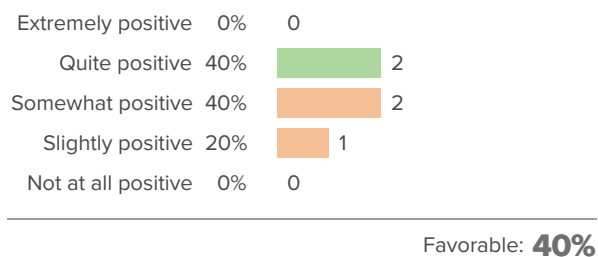
Q.1: On most days, how enthusiastic are the students about being at school?



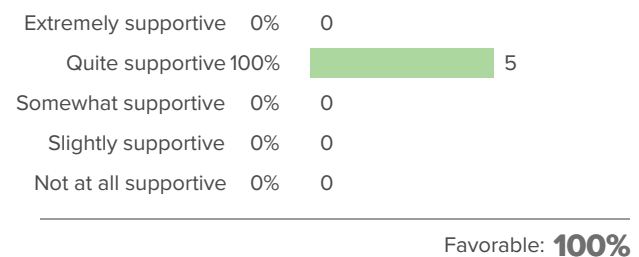
Q.2: To what extent are staff trusted to work in the way they think is best?



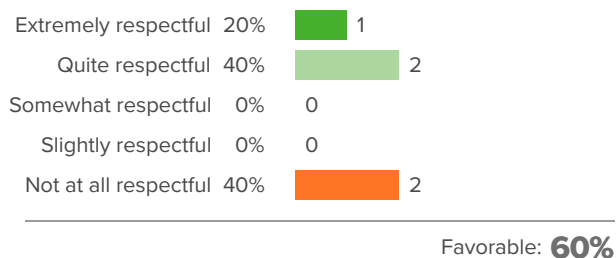
Q.3: How positive are the attitudes of your colleagues?



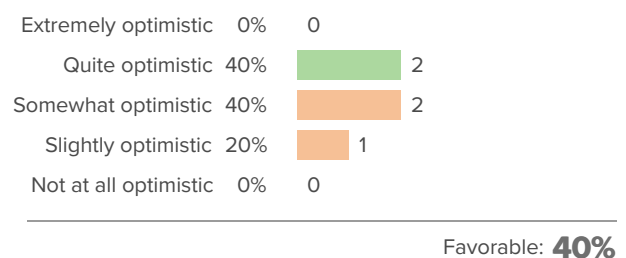
Q.4: How supportive are students in their interactions with each other?



Q.5: How respectful are the relationships between staff and students?

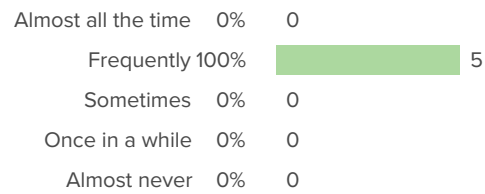


Q.6: How optimistic are you that your school will improve in the future?



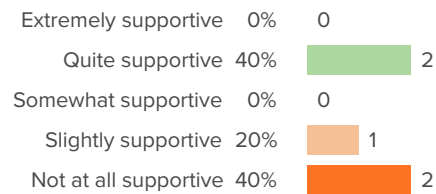


Q.7: How often do you see students helping each other without being prompted?



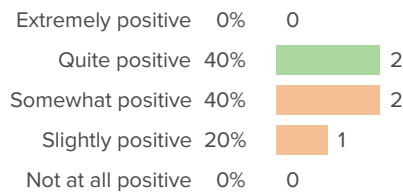
Favorable: **100%**

Q.8: When new initiatives are presented at your school, how supportive are your colleagues?



Favorable: **40%**

Q.9: Overall, how positive is the working environment at your school?



Favorable: **40%**



School safety

Your average

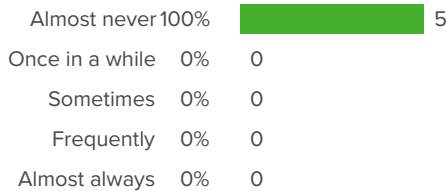
95%

5 responses

District average: **79%** Greenwich Public Schools

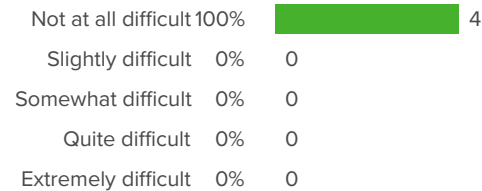
How did people respond?

Q.1: How often do you worry about violence at your school?



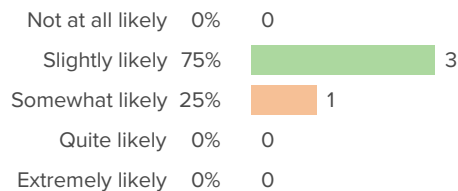
Favorable: **100%**

Q.2: If a student is bullied at your school, how difficult is it for him/her to get help from an adult?



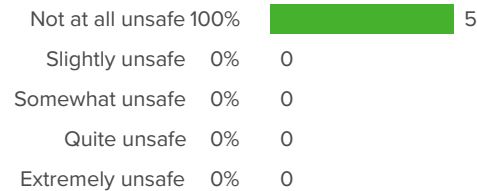
Favorable: **100%**

Q.3: How likely is it that children from your school will be bullied online?



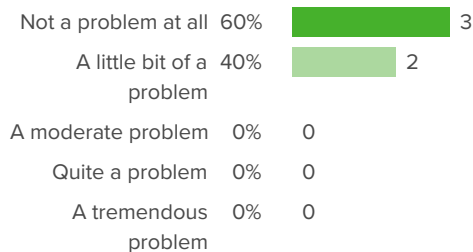
Favorable: **75%**

Q.4: Overall, how unsafe does your school feel?



Favorable: **100%**

Q.5: To what extent are drugs a problem at your school?



Favorable: **100%**