



# Riverside School

Teacher Survey  
Spring 2021



Report created by  
Panorama Education



## Summary

| Topic Description   | Results    | Comparison                          |
|---|------------|-------------------------------------|
| <b>Professional Learning</b><br>Perceptions of the amount and quality of professional growth and learning opportunities available to faculty and staff. | <b>75%</b> | <b>44%</b> Greenwich Public Schools |
| <b>School Climate</b><br>Perceptions of the overall social and learning climate of the school.  | <b>73%</b> | <b>56%</b> Greenwich Public Schools |
| <b>School safety</b>  | <b>93%</b> | <b>78%</b> Greenwich Public Schools |

24 responses



## Professional Learning

Your average

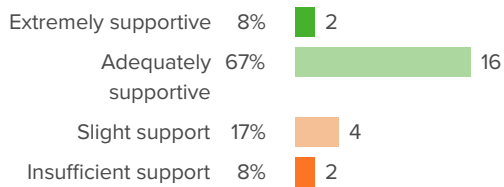
**75%**

24 responses

District average: **44%** Greenwich Public Schools

How did people respond?

**Q.1: How well do our existing SEL programs (e.g. Second Step) support the Social Emotional health of our students as we re-enter from the covid impacted year this coming Fall?**



Favorable: **75%**



## School Climate

Your average

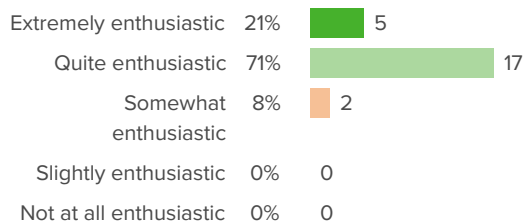
**73%**

24 responses

District average: **56%** Greenwich Public Schools

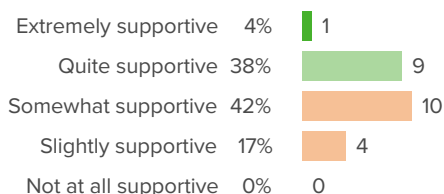
### How did people respond?

#### Q.1: On most days, how enthusiastic are the students about being at school?



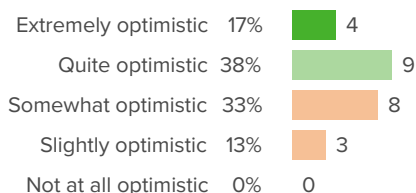
Favorable: **92%**

#### Q.2: When new initiatives to improve teaching are presented at your school, how supportive are your colleagues?



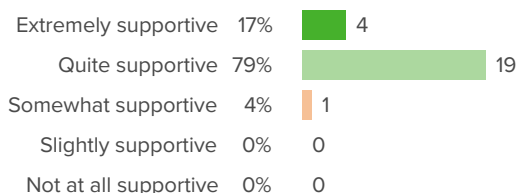
Favorable: **42%**

#### Q.3: How optimistic are you that your school will improve in the future?



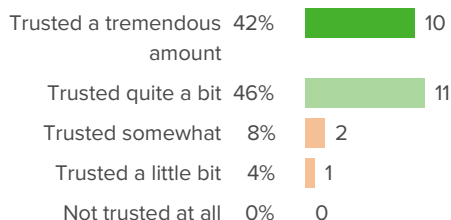
Favorable: **54%**

#### Q.4: How supportive are students in their interactions with each other?



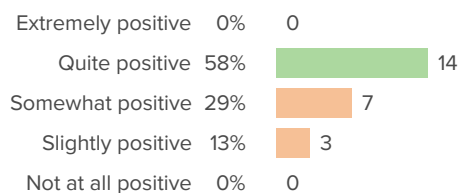
Favorable: **96%**

#### Q.5: To what extent are teachers trusted to teach in the way they think is best?



Favorable: **88%**

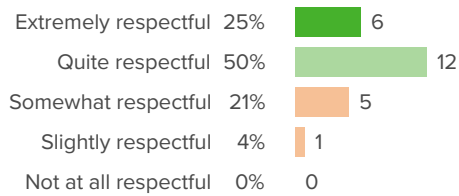
#### Q.6: How positive are the attitudes of your colleagues?



Favorable: **58%**

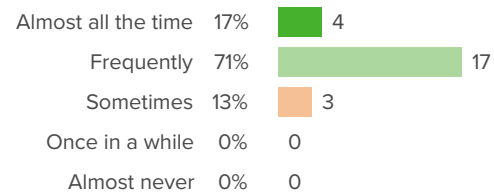


**Q.7: How respectful are the relationships between teachers and students?**



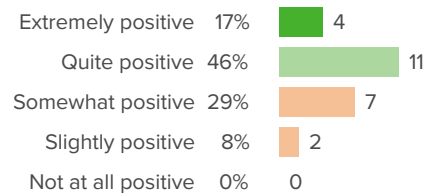
Favorable: **75%**

**Q.8: How often do you see students helping each other without being prompted?**



Favorable: **88%**

**Q.9: Overall, how positive is the working environment at your school?**



Favorable: **63%**



## School safety

Your average

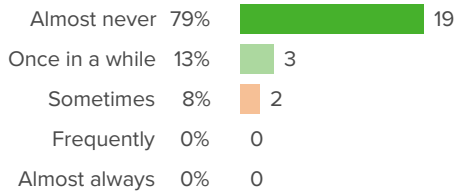
**93%**

24 responses

District average: **78%** Greenwich Public Schools

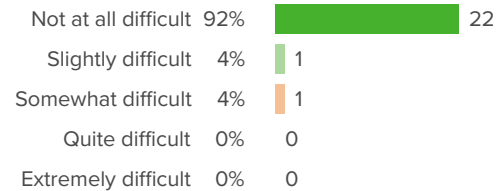
How did people respond?

**Q.1: How often do you worry about violence in your school?**



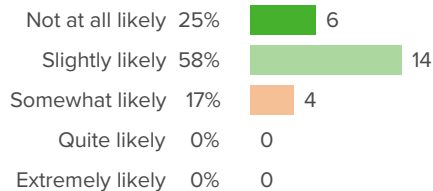
Favorable: **92%**

**Q.2: If a student is bullied at your school, how difficult is it for him/her to get help from an adult?**



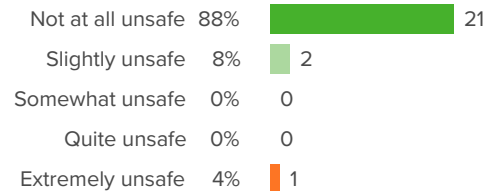
Favorable: **96%**

**Q.3: How likely is it that children from your school will be bullied online?**



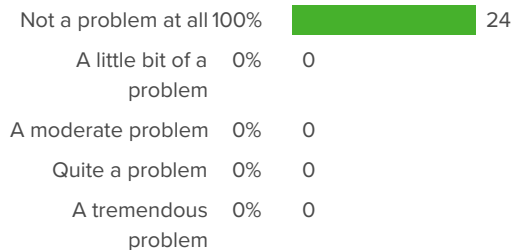
Favorable: **83%**

**Q.4: Overall, how unsafe does your school feel?**



Favorable: **96%**

**Q.5: To what extent are drugs a problem at your school?**



Favorable: **100%**